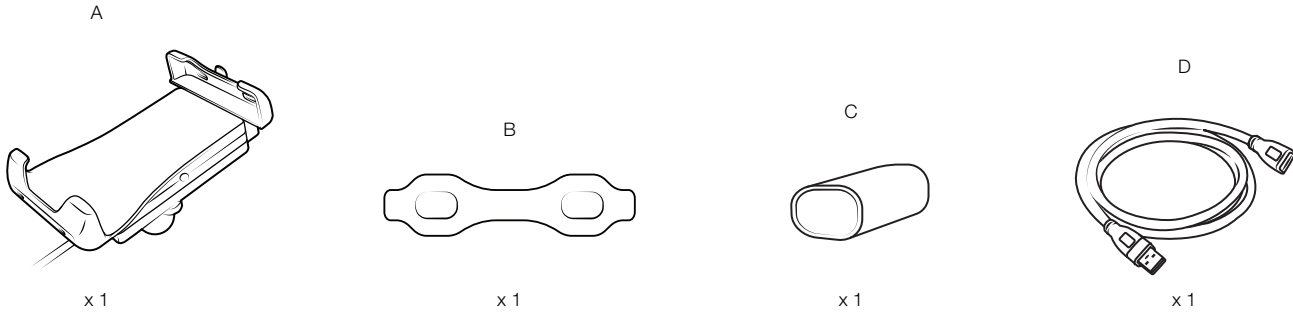
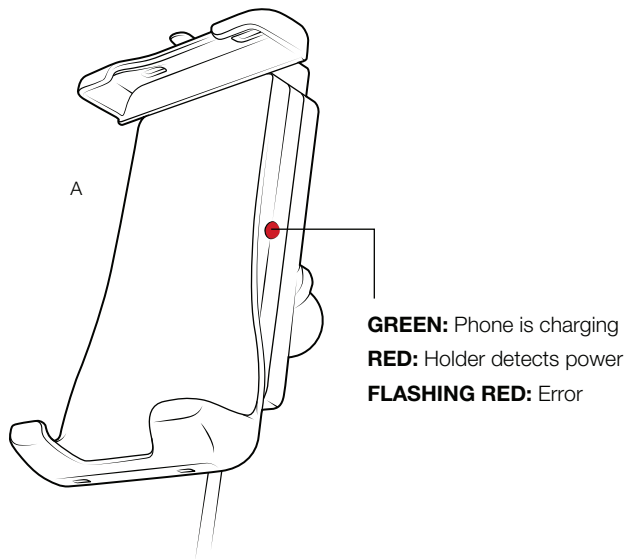


## Parts Index

\*not to scale

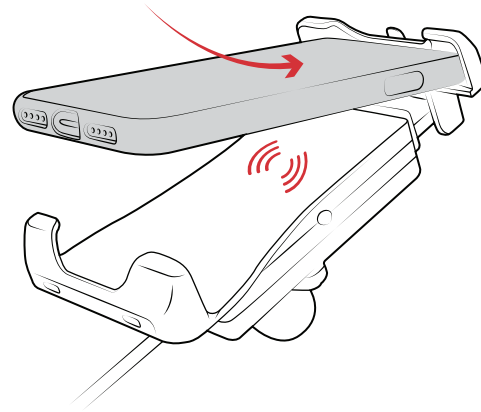


### LED Indicator



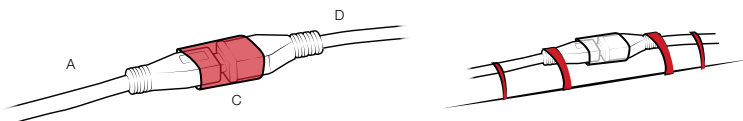
### Phone Placement

Simply push top of phone up into the top cup to insert phone fully into the RAM® Quick-Grip™ Wireless. Wireless connection will be confirmed by the green light.

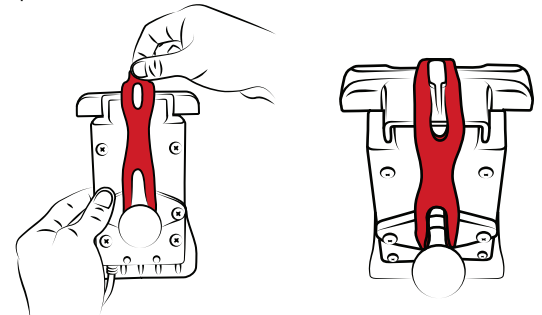


### Cable Management

Slip cable tubing(C) over USB 2.0 connector. Insert the USB 2.0 extension cable receiver into the open end of the tubing and push through to connect cable receiver to male end. Secure the two connectors with 4 wire ties to desired surface.



### Optional Tether



This electronic product is covered under a 1-year warranty. Warranty does not cover normal wear and tear over the lifetime of the product. There are no upgrades; only defective components will be replaced.

RMR-INS-UN14W



### Safety Precaution

Do not install this product near or over an airbag deployment area or in a location that obstructs the driver's vision or interferes with vehicle operation. National Products, Inc does not assume responsibility or liability for any such personal injury, death or property damage.